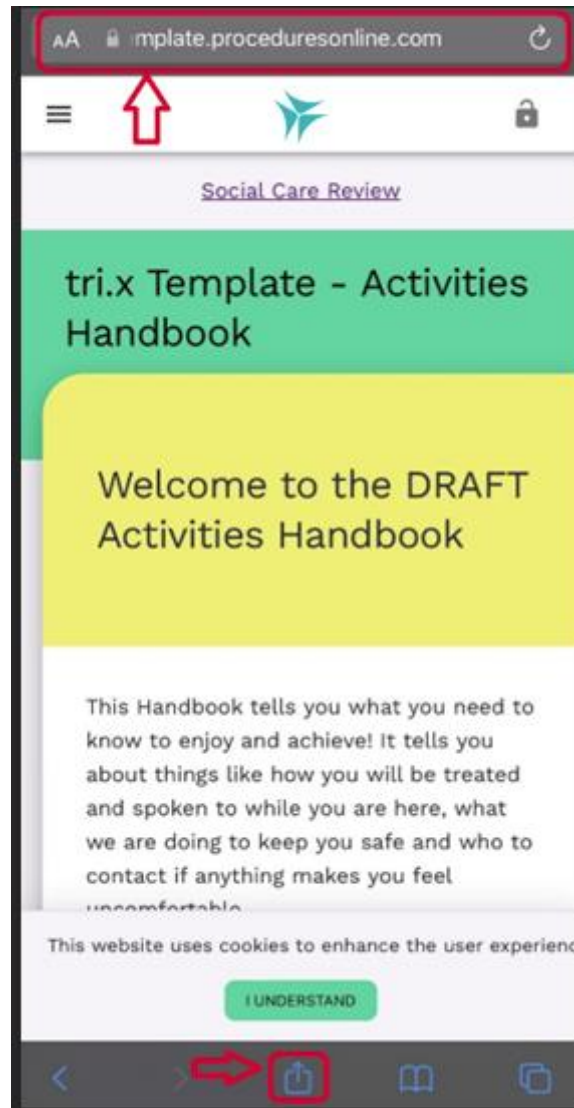


How to Create a Website Link on Your Home Screen (iPhone/iPad)

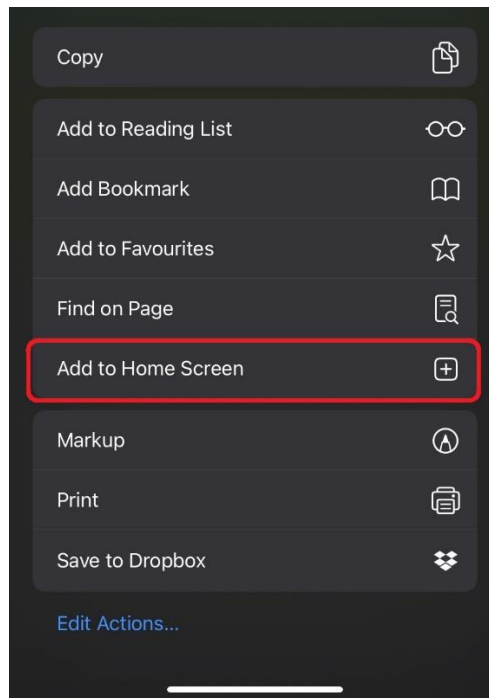
Open **Safari** on your iPhone or iPad.

Navigate to the site that you want to create a Home screen shortcut to.

Tap the **Share icon** (the square with an arrow pointing out of it) at the bottom of the screen.

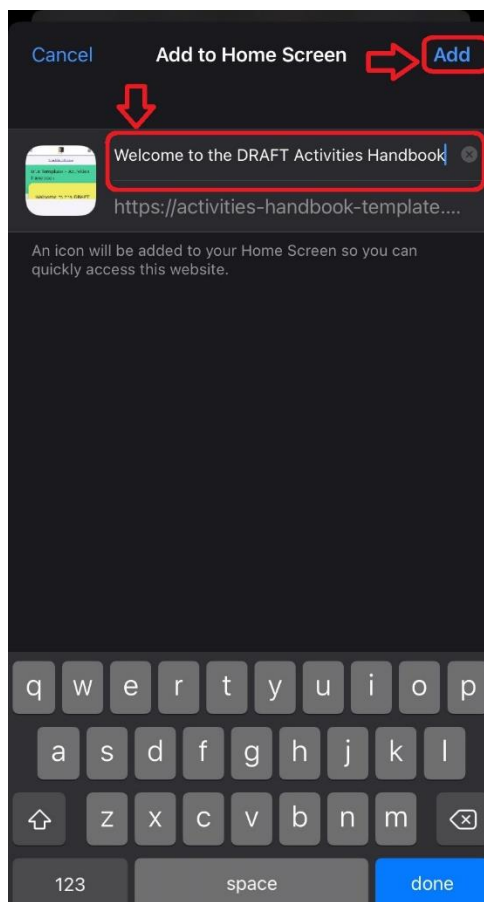


Scroll down to the list of actions and tap **Add to Home Screen**. (If you don't see the action, scroll to the bottom and tap **Edit Actions**, then tap **Add** next to the **Add to Home Screen** action. After that, you'll be able to select it from the Share Sheet.)



Type a name for your site link. This will be the title that appears beneath its icon on your Home screen.

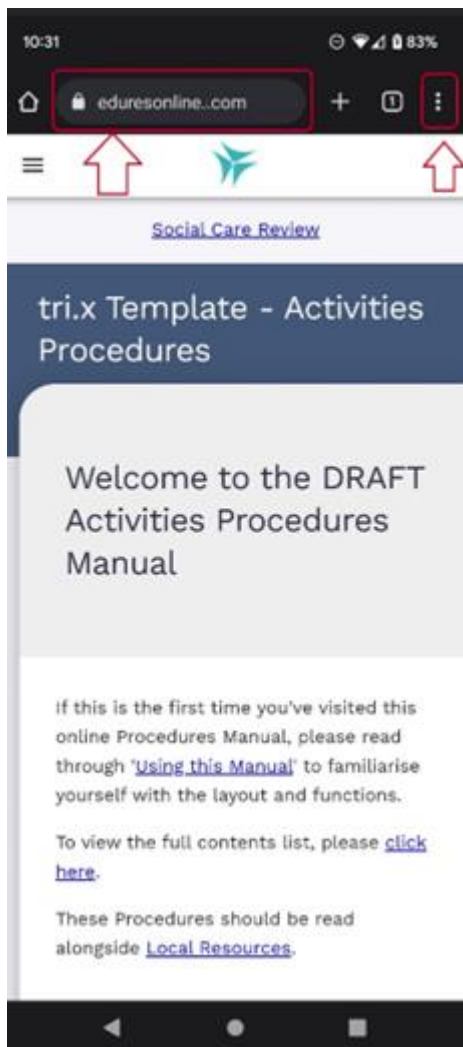
Tap **Add** in the top-right corner of the screen.



Your new "web app" will appear in the next available space on your device's Home screen. To move it like you would any other app, tap and hold its icon, then tap **Edit Home Screen**, and you'll be able to drag it to your desired location. When you've placed it where you want it, tap **Done**.

How to Create a Website Link on Your Home Screen (Android)

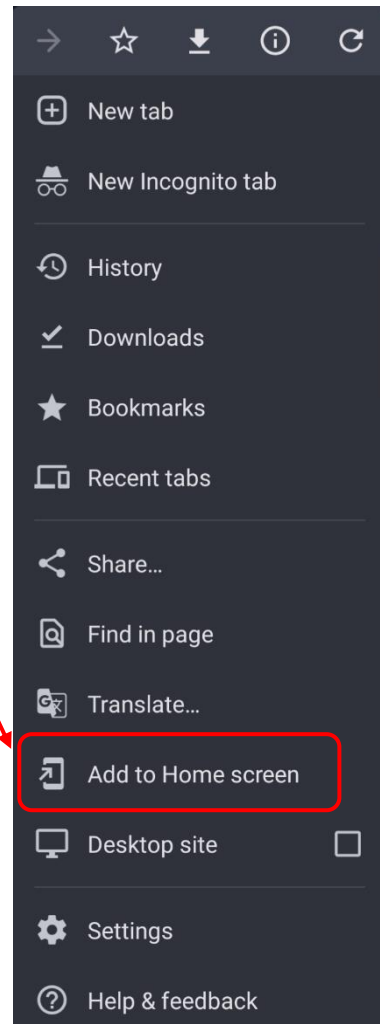
Open your chosen **Web Browser App** (typically this is **Chrome** on most Android devices, but may be another App depending upon your phone model or personal preference).

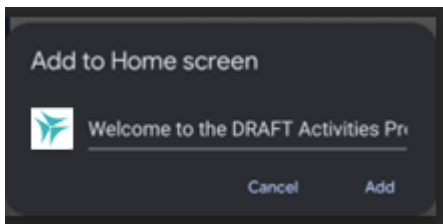


Navigate to the site that you want to create a Home screen shortcut to.

Tap the **Menu button** (the three vertical dots) at the top right of the screen.

On the menu that drops down, select '**Add to Home Screen**'.

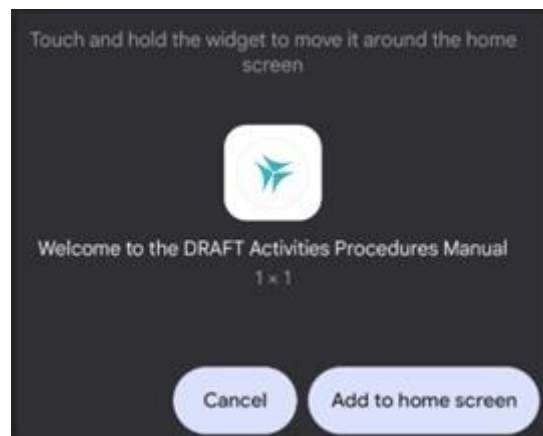




It will pop up with a window asking you to name the link as it will appear on your home screen.

Choose the name you want for your link and click 'Add'.

Depending upon your phone model, your new "web app" will either appear in the next available space on your device's Home screen or pop up with a 'launcher' asking you to drag-and-drop/add the icon to the home screen yourself.



To move the app around on your home screen, simply touch and hold on the icon until the menu pops up, then whilst still holding, drag it around the home screen to your desired location.

